

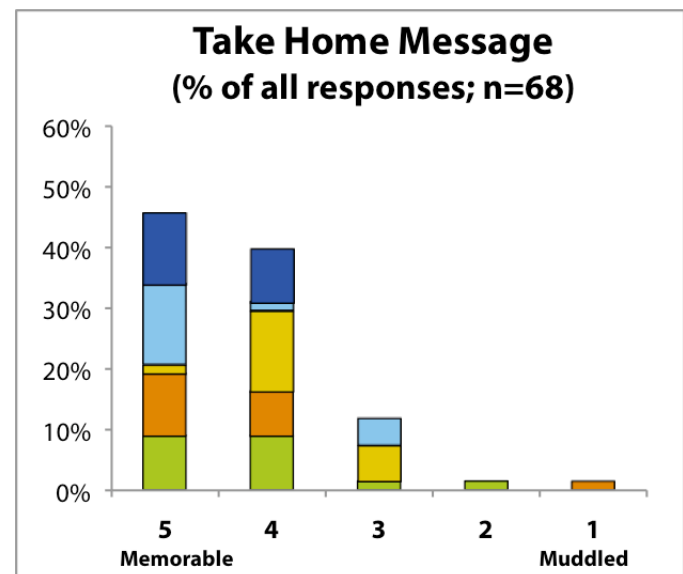
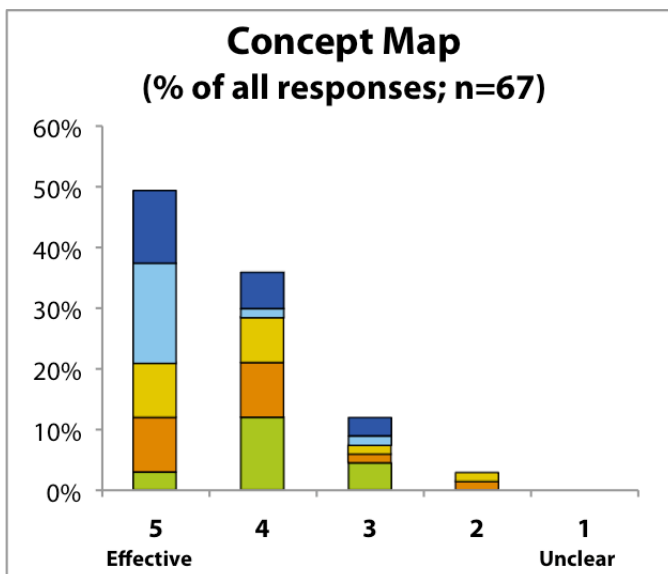
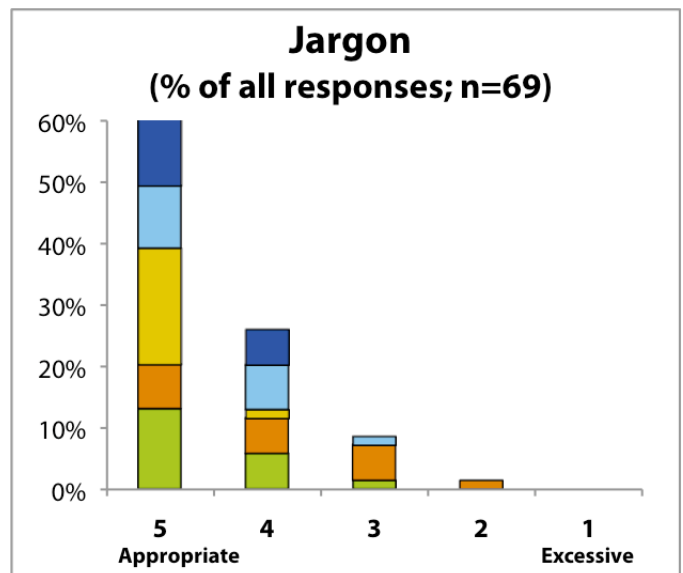
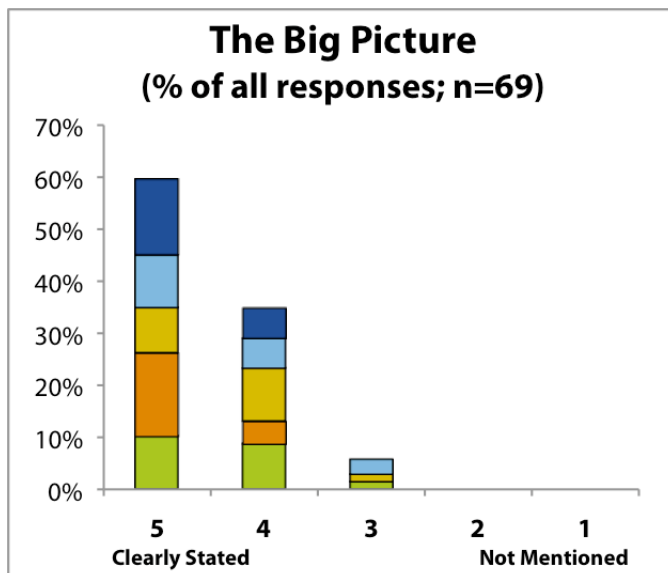
Educator-Scientist Climate Change Workshop

University of Maine Darling Marine Center - Walpole, ME - November 2008

Feedback To Scientists

Scientists' concept map presentations were evaluated by the educators participating in the workshop. Participants were asked to rate each presentation according to four criteria:

- **The Big Picture** -- how well was the scientist's specific research question expanded to address broader issues and concerns and how clearly was that stated?
- **Jargon** -- how well did the scientists tailor their language to a general audience or explain any jargon used?
- **Concept map** -- how well did the map itself organize the information being presented and help the audience understand important ideas?
- **Take home message** -- how memorable was the overall message of the presentation?



The data presented above were collected by COSEE-Ocean Systems for research purposes in conjunction with the Educator-Scientist Climate Change Workshop (November 2008). These data or results should only be cited or used with the consent of COSEE-OS (please contact Annette deCharon at annette.decharon@maine.edu).