

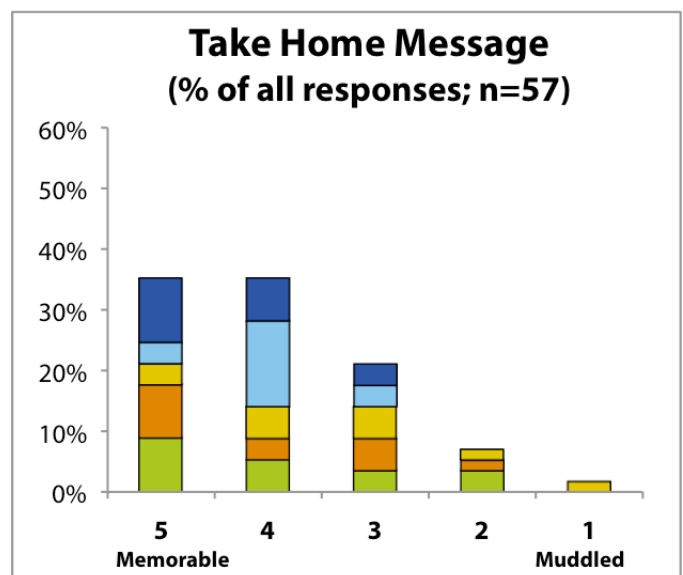
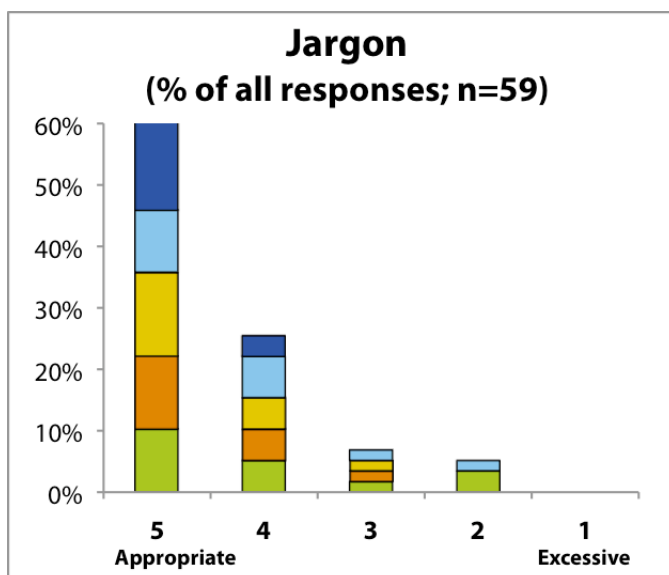
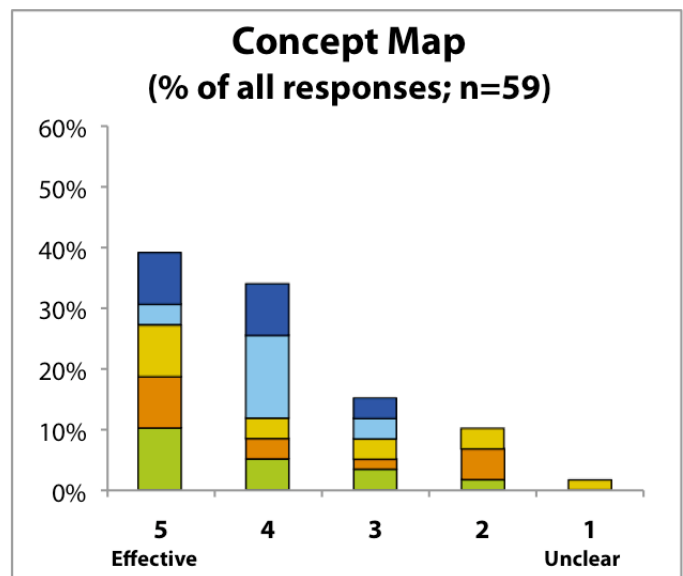
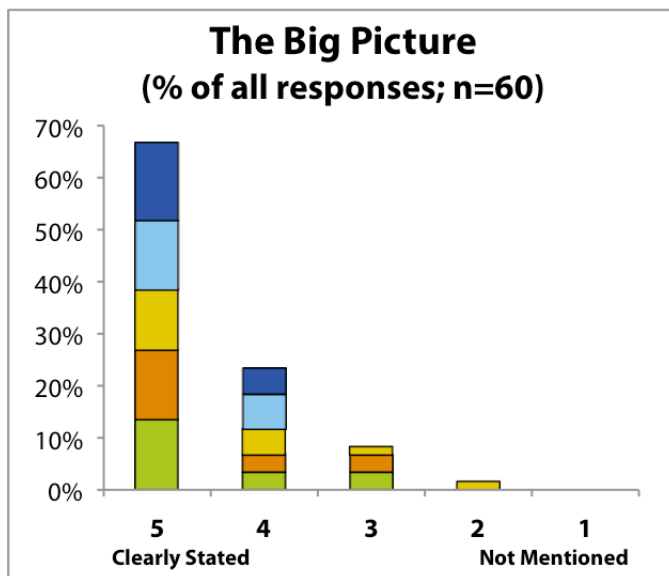
# Educator-Scientist Concept Mapping Workshop

University of New Hampshire - Durham, NH - March 2009

## Feedback to Scientists

Educators were asked to rate each scientist's concept map presentation according to four criteria:

- The Big Picture -- how well was the scientist's specific research question expanded to address broader issues and concerns and how clearly was that stated?
- Jargon -- how well did the scientists tailor their language to be accessible to a general audience or explain any jargon used?
- Concept map -- how well did the map itself organize the information being presented and help the audience understand important ideas?
- Take home message -- how memorable was the overall message of the presentation.



The data presented above were collected by COSEE-Ocean Systems for research purposes in conjunction with University of New Hampshire Educator-Scientist Concept Mapping Workshop (June 2009). These data or results should only be cited or used with the consent of COSEE-OS (please contact Annette deCharon at [annette.decharon@maine.edu](mailto:annette.decharon@maine.edu)).